

# APCO Performance Summary

Company Name: **Ampol Australia Petroleum Pty Ltd**

Trading As:

ABN: **17000032128**

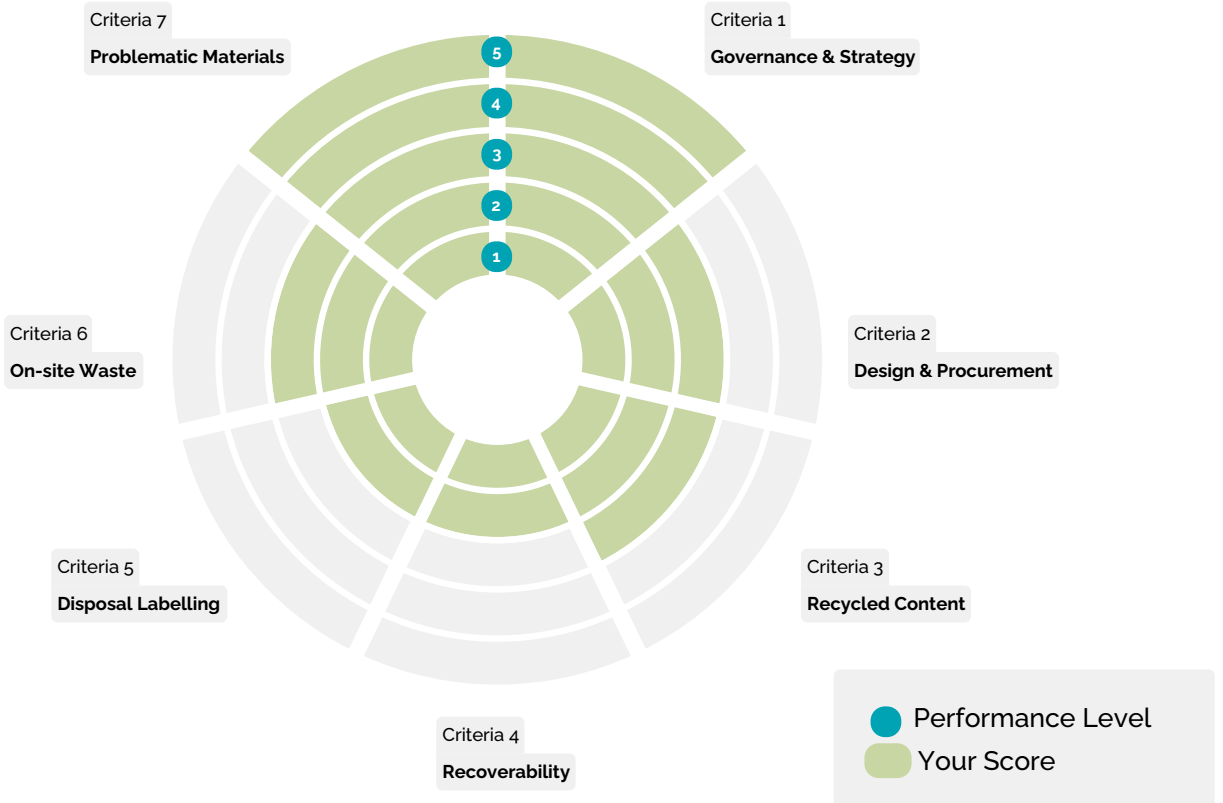
**Overall Performance 55% - Advanced**

The score above and chart below indicate your organisation's overall performance in the 2023 APCO Annual Report. With your chosen reporting period of **January, 2022 - December, 2022** you have achieved a **Advanced** overall performance level.



## Criteria Performance Levels

The chart below indicates your organisation's performance against each of the Packaging Sustainability Framework criteria in the 2023 APCO Annual Report. Each band represents a performance level with the green indicating your level of performance for each.



### Contact

## About APCO Annual Reporting

### Understanding APCO Annual Reporting performance levels:

- 1 Getting Started:** You are at the start of your packaging sustainability journey.
- 2 Good Progress:** You have made some first steps on your packaging sustainability journey.
- 3 Advanced:** You have taken tangible action on your packaging sustainability journey.
- 4 Leading:** You have made significant progress on your packaging sustainability journey.
- 5 Beyond Best Practice:** You have received the highest performance level and have made significant progress on your packaging sustainability journey.

### Packaging Sustainability Framework criteria

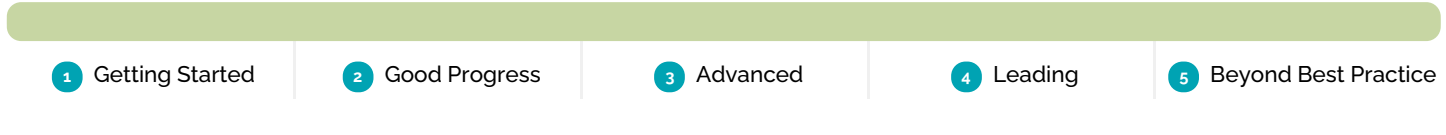
Criteria 1: <b>Governance &amp; Strategy</b>	This criteria considers actions to integrate packaging sustainability into business strategies.
Criteria 2: <b>Design &amp; Procurement</b>	This criteria considers actions taken to ensure that sustainability principles are considered in the design or procurement of both new and existing packaging through use of the Sustainable Packaging Guidelines (SPGs).
Criteria 3: <b>Recycled Content</b>	This criteria considers actions taken to increase or optimise the amount of recycled material used by your organisation.
Criteria 4: <b>Recoverability</b>	This criteria considers actions taken to improve the recovery of packaging at end-of-life and increase use of reusable packaging.
Criteria 5: <b>Disposal Labelling</b>	This criteria considers the extent to which packaging has been labelled to help consumers determine what to do with packaging at end-of-life.
Criteria 6: <b>On-site Waste</b>	This criteria considers progress in increasing the amount of on-site solid waste being diverted from landfill.
Criteria 7: <b>Problematic Materials</b>	This criteria considers the extent to which organisations are actively phasing out problematic and unnecessary single-use plastic packaging and preventing/reducing litter.

**APCO Annual Report Criteria Performance & Responses**

Provided below are your organisation's responses to the questions within the APCO Annual Report as well as a performance level for each criteria.

Criteria 1:

**Governance & Strategy:** 5 Beyond Best Practice



Does your organisation have a documented strategy that includes goals (objectives) and targets for packaging sustainability that addresses the Sustainable Packaging Guidelines (SPGs) or equivalent?  Yes  No

Does your organisation's strategy include a commitment to achieving the 2025 National Packaging Targets?  Yes  No

Is this strategy integrated within your business processes and has it been approved by an executive or board of directors?  Yes  No

Do you regularly communicate and promote packaging sustainability objectives and targets within your organisation?  Yes  No

Do you regularly engage or communicate with external stakeholders (suppliers, final consumers, community groups etc.) about the environmental impacts of your packaging?  Yes  No

Do you actively participate in any other initiatives to promote packaging sustainability outside of your organisation?  Yes  No

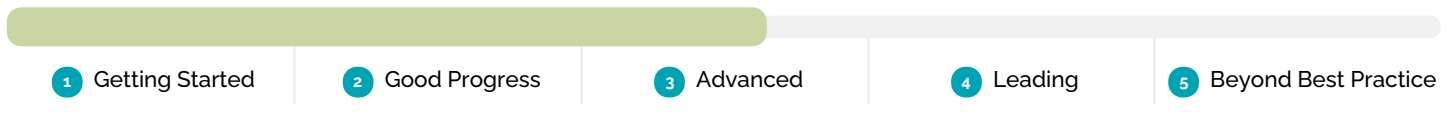
Supporting Evidence

In 2022 we refreshed our Sustainability Strategy from 2023-2025. Within this strategy we have 3 focus pillars of 'People, Planet, Net Zero', and within these pillars we have 5 focus groups, one of which includes 'circular economy' with a 2030 goal of 'Collaborating with our value chain partners, government and industry to reduce waste and support the transition to a circular economy', which will look to address the

*Your full response can be found towards the end of this document.*

Criteria 2:

**Design & Procurement:** 3 Advanced



How many of your 1282 SKUs have had their packaging reviewed against the Sustainable Packaging Guidelines (or equivalent) in the last 5 years?

336

Please indicate the accuracy of this response.

Medium

Do you require your suppliers to use the Sustainable Packaging Guidelines (SPGs) or equivalent for your packaging?

 Yes  No  N/A

Please tell us about any positive outcomes from your packaging reviews.

For lubricants, the tins were decreased in thickness to save material and held back from moving to plastic as they were more readily recycled on mine sites. For Convenience Retail we found when we entered our sandwich packaging content into PREP (as we wanted to label the packaging, which was identified as a gap last year) that we realised that it wasn't clear whether the packaging was recycled or not. We are still in the midst of this review so have labelled them not recyclable until we totally understand whether the lining of

*Your full response can be found towards the end of this document.*

Do you believe applying the SPGs delivers business value to your organisation?

 Yes  No

Which of the following Sustainable Packaging Principles have been considered in reviews of your organisation's packaging against the Sustainable Packaging Guidelines (SPGs)?

Design for recovery

 Yes  No

Optimise material efficiency

 Yes  No

Design to reduce product waste

 Yes  No

Eliminate hazardous materials

 Yes  No

Use of renewable materials

 Yes  No

Use recycled materials

 Yes  No

Design to minimise litter

 Yes  No

Design for transport efficiency

 Yes  No

Design for accessibility

 Yes  No

Provide consumer information on environmental sustainability

 Yes  No

How many of the 1282 SKUs have packaging that has been optimised for material efficiency in the last 5 years?

116

Please indicate the accuracy of this response.

High

If yes, please tell us about any material savings you have made.

For Convenience Retail the majority of our packaging is very lightweight and is small when crushed. We will continue to ensure all products are reviewed and we have prioritised coffee cups to be optimised in 2023H2.

### Supporting Evidence

For Convenience Retail we are aiming by the end of 2023/early 2024 our coffee cups will be compostable and we are working with our sandwich supplier closely to we have not been able to find a sandwich box that keeps the sandwiches fresh. We will continue to focus on this as our sandwich packaging is almost 50% of our baseline SKUs in retail.

For Lubricants we have started the conversation to look at compostable pallet wrapping for our products.

Your full response can be found towards the end of this document.

Criteria 3:

**Recycled Content:** 3 Advanced

1 Getting Started

2 Good Progress

3 Advanced

4 Leading

5 Beyond Best Practice

Do you have a policy or procedure to buy products and/or packaging made from recycled materials?

Yes  No

Which of the following products that you either purchase or sell contain recycled materials?

- Primary packaging that you use to sell your products
- Secondary packaging that you use to sell your products
- Tertiary Packaging that you use to sell your packaging
- Your products
- Other items which you purchase (e.g. office stationary & supplies, building materials such a bollards etc.)
- None of the above

How many 1282 SKUs has at least some packaging that is made from recycled material?

592

Please indicate the accuracy of this response.

Medium

If you do not currently use recycled materials in any of your packaging, please indicate why:

- Cannot find a supplier who provides recycled materials
- We cannot use recycled materials in contact with our product
- Cost is prohibitive
- Other (please specify)

Please specify

- None of the above

Supporting Evidence

The 4 SKUs are for Convenience Retail as well as the Packaging Guideline procedure that was created for purchasing Merchandise products. However it is worth noting that we do have difficulty finding food packaging that is made from recycled materials that satisfies food health and safety requirements for our customers.

*Your full response can be found towards the end of this document.*

Criteria 4:

**Recoverability:** 2 Good Progress



How many of your 1282 SKUs have all packaging components that are recoverable (i.e. recyclable or compostable) at end-of-life?

539

Please indicate the accuracy of this response.

Medium

How many of your 1282 SKUs have separable components with mixed recoverability at end-of-life? (e.g. a jar that is recyclable with a lid that is not recyclable)

96

Please indicate the accuracy of this response.

Medium

How many of your 1282 SKUs have been assessed in the Packaging Recyclability Evaluation Portal (PREP)?

17

If you use compostable packaging, please indicate the type(s) of compostable certification (if any):

- Certified home compostable (AS5810)?
- Certified industrial compostable (AS4736)?
- Certified compostable to another certification (i.e. not AS5810 or AS4736)?
- Compostable (not certified)?
- None of the above

How many of your 1282 SKUs are not recoverable at end-of-life and must go to landfill? (i.e. not recyclable or compostable)

647

Have you investigated if there are any opportunities to use reusable packaging?

Yes  No

If yes, how many of your 1282 SKUs have packaging for which all components are reusable?

83

Please give an indication on the accuracy of this response.

Medium

Which of the following reusable business to business items did your organisation utilise during the previous 12 month period?

- Pallets
- Crates
- Drums
- Intermediate Bulk Containers (IBCs)
- Other (please specify)

Please specify

Some of our Convenience Retail products come in metal cages.

- None of the above

Tick all that apply - Was this reused:

Internally (between your organisation's sites & facilities)?

Externally (with other organisations such as suppliers or customers)?

Pallets	<input type="radio"/> Internal	<input checked="" type="radio"/> External
Crates	<input type="radio"/> Internal	<input checked="" type="radio"/> External
Drums	<input checked="" type="radio"/> Internal	<input type="radio"/> External
Intermediate Bulk Containers (IBCs)	<input checked="" type="radio"/> Internal	<input checked="" type="radio"/> External
Other (specified above)	<input type="radio"/> Internal	<input checked="" type="radio"/> External

Does your organisation participate in any of the following closed-loop recovery programs/alternative collection systems for your packaging?

- REDcycle
- Terracycle
- Container Deposit Scheme (CDS)
- DrumMUSTER
- Other (please specify)

Please specify

Partnership with Visy to recycle soft plastics at Lytton Lubricant facility.

- N/A (All our packaging is recovered through mainstream recovery systems)
- None of the above

Supporting Evidence

For Convenience Retail in 2022 we continued our partnership with the not-for-profit organisation Western Australia Return Recycle Renew Limited (WARRRL) to implement a trial at six of our Ampol retail locations in Perth through their Containers for Change program. The program allows for customers to dispose of recyclable drink containers with a 10c reimbursement mark on them in labelled bins we have set up in our forecourts, with all funds from the 10c reimbursements being donated to The Sebastian Foundation. The

*Your full response can be found towards the end of this document.*



Criteria 5:

**Disposal Labelling:** 2 Good Progress



How many of your 1282 SKUs have labelling on-pack to inform the consumer of how to correctly dispose of the packaging? 17

Please indicate the accuracy of this response. High

Which of the following labels does your company presently use?

- Australasian Recycling Label
- Mobius Loop/Recycling symbol
- Tidy man
- Written instructions
- REDcycle logo
- Other (please specify)

Please specify

- None of the above

**Supporting Evidence**

223 of our plastic SKUs are oil containers from our Lubricants business, which have the Plastic Identification Code (i.e. the recycling symbol/Mobius loop with a number inside it). Some of these are imported and branded Mobil, and plastic lubricant oil containers are problematic as they are an environmental and safety hazard and cannot be recycled through kerbside collection systems due to residual oil contamination.

For our Convenience Retail business, 2 of our Foodex Milk containers and the MetroCo brown paper cups

*Your full response can be found towards the end of this document.*

Criteria 6:

**On-site Waste:** 3 Advanced1 Getting Started2 Good Progress3 Advanced4 Leading5 Beyond Best Practice

Tick which of the following packaging materials you have on-site recycling programs for:

- Paper/cardboard
- Soft plastics
- Rigid plastics
- Timber
- Textiles
- Glass
- Metals
- Other (please specify)

Please specify

Printer cartridge recycling at our office locations.

- All materials have recycling programs
- None of the above

Over the reporting period, how much of the waste your organisation generated on-site was diverted from landfill (was recycled, composted, reused or sent for energy recovery)?

39%

Please indicate the accuracy of this response.

Medium

Which of the following facilities are included in the above waste data?

- Offices
- Warehouses
- Stores

- Manufacturing Facilities
- Other (please specify)

Please specify

- None of the above

Supporting Evidence

For our Convenience Retail locations we only have paper recycling bins, this is due to the complexity with the locations being a fuel site, which have elements of health and safety considerations that need to be adhered to. In conjunction with this, there is also space considerations in the forecourts for customer

Your full response can be found towards the end of this document.

Criteria 7:

**Problematic Materials:** 5 Beyond Best Practice



- |   |   |  |   |  |
|---|---|--|---|--|
| <span style="background-color: #00a651; color: white; border-radius: 50%; padding: 2px 5px;">1</span> Getting Started | <span style="background-color: #00a651; color: white; border-radius: 50%; padding: 2px 5px;">2</span> Good Progress | <span style="background-color: #00a651; color: white; border-radius: 50%; padding: 2px 5px;">3</span> Advanced | <span style="background-color: #00a651; color: white; border-radius: 50%; padding: 2px 5px;">4</span> Leading | <span style="background-color: #00a651; color: white; border-radius: 50%; padding: 2px 5px;">5</span> Beyond Best Practice |
|---|---|--|---|--|

Over the reporting period, which of the following activities did you undertake to help reduce the impact of litter?

- Conduct regular clean ups
- Participate in Business Clean Up Day
- Sponsor a clean up day
- Undertook a litter education campaign
- Other (please specify)

Please specify

- None of the above

Please indicate which of the following problematic, unnecessary and single-use plastic packaging formats or materials your organisation has used over the last five years.

- Lightweight plastic shopping bags
- Fragmentable (e.g. oxo-degradable) plastics
- Expanded polystyrene (EPS) packaging for food and beverage service or retail fresh produce
- EPS loose fill packaging
- Moulded EPS packaging for white/brown goods or electronics
- Rigid polyvinyl chloride (PVC) packaging
- Rigid polystyrene (PS) packaging
- Opaque polyethylene terephthalate (PET) bottles
- Rigid plastic packaging with carbon black
- None of the above

Please indicate which of the following problematic, unnecessary or single-use plastic packaging formats or materials your organisation is actively working to phase out?

- Lightweight plastic shopping bags
- Fragmentable (e.g. oxo-degradable) plastics
- Expanded polystyrene (EPS) packaging for food and beverage service or retail fresh produce
- EPS loose fill packaging
- Moulded EPS packaging for white/brown goods or electronics
- Rigid polyvinyl chloride (PVC) packaging
- Rigid polystyrene (PS) packaging
- Opaque polyethylene terephthalate (PET) bottles
- Rigid plastic packaging with carbon black
- None of the above

Have you successfully phased out any of the above packaging formats or materials in the last 5 years?

- Lightweight plastic shopping bags
- Fragmentable (e.g. oxo-degradable) plastics
- Expanded polystyrene (EPS) packaging for food and beverage service or retail fresh produce
- EPS loose fill packaging
- Moulded EPS packaging for white/brown goods or electronics
- Rigid polyvinyl chloride (PVC) packaging
- Rigid polystyrene (PS) packaging

- Opaque polyethylene terephthalate (PET) bottles
- Rigid plastic packaging with carbon black
- None of the above

Supporting Evidence

Our Convenience Retail stores had both plastic shopping bags and EPS food packaging within the last 5 years, however these products have been phased out to align with the statewide SUP bans that have come into place.

**Packaging Metrics**

Please provide an indication of the accuracy level of your packaging metrics

Medium

What packaging materials do you use?

Glass, Timber, Steel, High Density Polyethylene (HPDE), Low-Density Polyethylene (LDPE), Polyethylene Terephthalate (PET), Polypropylene (PP), Other Plastics, Paper, Cardboard, Waxed Paper.

**Glass**

Total tonnes used	1	Average recycled content (%) (pre consumer)	0
Tonnes reusable packaging	0	Average recycled content (%) (post consumer)	0
Total single use packaging	1	Average recycled content (%) (unknown)	0

**Timber**

Total tonnes used	10	Average recycled content (%) (pre consumer)	0
Tonnes reusable packaging	0	Average recycled content (%) (post consumer)	0
Total single use packaging	10	Average recycled content (%) (unknown)	0

## Steel

Total tonnes used	1632	Average recycled content (%) (pre consumer)	0
Tonnes reusable packaging	1632	Average recycled content (%) (post consumer)	0
Total single use packaging	0	Average recycled content (%) (unknown)	0

## High Density Polyethylene (HDPE)

Total tonnes used	361	Average recycled content (%) (pre consumer)	0
Tonnes reusable packaging	358	Average recycled content (%) (post consumer)	0
Total single use packaging	3	Average recycled content (%) (unknown)	0

## Low-Density Polyethylene (LDPE)

Total tonnes used	2	Average recycled content (%) (pre consumer)	0
Tonnes reusable packaging	0	Average recycled content (%) (post consumer)	0
Total single use packaging	2	Average recycled content (%) (unknown)	0

## Polyethylene Terephthalate (PET)

Total tonnes used	4	Average recycled content (%) (pre consumer)	0
Tonnes reusable packaging	4	Average recycled content (%) (post consumer)	0
Total single use packaging	0	Average recycled content (%) (unknown)	100

## Polypropylene (PP)

Total tonnes used	30	Average recycled content (%) (pre consumer)	0
Tonnes reusable packaging	30	Average recycled content (%) (post consumer)	0
Total single use packaging	0	Average recycled content (%) (unknown)	0

## Other Plastics

Total tonnes used	1	Average recycled content (%) (pre consumer)	0
Tonnes reusable packaging	0	Average recycled content (%) (post consumer)	0
Total single use packaging	1	Average recycled content (%) (unknown)	0

## Paper

Total tonnes used	397	Average recycled content (%) (pre consumer)	0
Tonnes reusable packaging	267	Average recycled content (%) (post consumer)	0
Total single use packaging	130	Average recycled content (%) (unknown)	0

## Cardboard

Total tonnes used	64	Average recycled content (%) (pre consumer)	10
Tonnes reusable packaging	64	Average recycled content (%) (post consumer)	0
Total single use packaging	0	Average recycled content (%) (unknown)	75

## Waxed Paper

Total tonnes used	1	Average recycled content (%) (pre consumer)	0
Tonnes reusable packaging	0	Average recycled content (%) (post consumer)	0
Total single use packaging	1	Average recycled content (%) (unknown)	0

### Additional Information

- No additional information

Describe initiatives, processes or practices that you have implemented during your chosen reporting period that have improved packaging sustainability

Off the back of our APCO Audit last year, it triggered our Convenience Retail Merchandise team to perform some desktop and instore audits of our SKUs to review the information the suppliers provided us and update correctly. We are also aiming by the end of 2023/early 2024 to replace our coffee cups will be compostable cups. We have also started utilising PREP to evaluate our products to see if we can start the design process of updating and including ARL logos, which we plan to continue in 2023.

Describe any opportunities or constraints that affected performance within your chosen reporting period

There are many health and food safety considerations for our Convenience Retail products that are a constraint towards implementing product replacements with more a more sustainable packaging alternative in a timely manner.

In addition to this, for our Lubricants business, there are also safety and environmental considerations that constrain switching our lubricant bottles to more sustainable alternatives or contain some for of recycled plastics.

Please use the space below to provide examples or case studies of exemplary packaging sustainability conducted by your organisation. The information provided in the boxes may be used directly in your public facing Annual Report and Action Plan. Submitted case studies might be used by APCO in the future to support other Members in achieving packaging sustainability.

### Full Open Responses

Criteria 1 - Supporting Evidence

In 2022 we refreshed our Sustainability Strategy from 2023-2025. Within this strategy we have 3 focus pillars of 'People, Planet, Net Zero', and within these pillars we have 5 focus groups, one of which includes 'circular economy' with a 2030 goal of 'Collaborating with our value chain partners, government and industry to reduce waste and support the transition to a circular economy', which will look to address the Sustainable Packaging Guidelines (SPGs). As part of our 2023-2025 Sustainability Strategy refresh, we have



a public 2025 commitment of 'Ampol Own Retail Brand packaging to be in line with Australian governments' 2025 National Packaging Targets as an active Australian Packaging Organisation (APCO) member.'

Information on our 2023-2025 Sustainability Strategy can be found at:

<https://www.ampol.com.au/sustainability/about>

Our 2023-2025 Sustainability Strategy was approved by the Board in February 2023 and released in our 2022 Annual Report. Our Sustainability Governance structure (page 18) summarises that Ampol Board is 'Responsible for corporate governance policies and risk management, including those relevant to sustainability. Approves policies for publication on the Ampol website, key sustainability initiatives and disclosures. Approves Ampol's Sustainability Strategy.'

<https://www.ampol.com.au/about-ampol/investor-centre/annual-reports> "

In August 2022, we created Ampol Sustainability Ambassadors, an employee-led program called the bringing together like-minded people across our business to advocate and help guide the conversation on environmental sustainability throughout our workplaces in order to help us power change for the better. Some of the initiatives delivered in 2022 included a panel discussion with two of CSIRO's Mission Leads on decarbonisation and ending plastic waste, as well as an initiative led by our Ambassadors during National Recycling Week to support the recycling of batteries, printer cartridges and soft plastics.

We participated last year as an industry stakeholder for our Lubricants facility alongside APCO, helping to develop and design a preliminary proposal for an oil containers industry recovery program to promote packaging sustainability outside our organisation. We've also started participating in the VIP Drum Recycling Program (Lubricants) which involves VIP Packaging Sustainability Services providing dedicated collection and recycling services for recovering 'hard to recycle' products that cannot be collected via traditional recycling networks.

Our General Manager of Merchandising is a board member of Australian Association of Convenience Stores (AACS) of which Ampol is an organisation member. Through our AACS membership, there is lots of collaboration and discussion around sustainability as well as information sessions about various changes to state laws, such as single use plastics bans, and collaboration with external stakeholders such as other convenience retailers to see what they are doing in this space.

## Criteria 2 - Supporting Evidence

For Convenience Retail we are aiming by the end of 2023/early 2024 our coffee cups will be compostable and we are working with our sandwich supplier closely to we have not been able to find a sandwich box that keeps the sandwiches fresh. We will continue to focus on this as our sandwich packaging is almost 50% of our baseline SKUs in retail.

For Lubricants we have started the conversation to look at compostable pallet wrapping for our products as an alternative that is new to the market and will be reviewed in 2023.

## Criteria 2 - Please tell us about any positive outcomes from your packaging reviews.

For lubricants, the tins were decreased in thickness to save material and held back from moving to plastic as they were more readily recycled on mine sites. For Convenience Retail we found when we entered our sandwich packaging content into PREP (as we wanted to label the packaging, which was identified as a gap last year) that we realised that it wasn't clear whether the packaging was recycled or not. We are still in the midst of this review so have labelled them not recyclable until we totally understand whether the lining of the boxes impact the recyclability. For Convenience Retail Retail: We found when we entered our sandwich

packaging content into PREP (we wanted to label the packaging, which was identified as a gap last year), we realised that it wasn't clear whether the packaging was recycled or not. We are still in the midst of this review so have labelled them not recyclable until we totally understand whether the lining of the boxes impact the recyclability. As a result of our reviews we are almost ready to launch out new coffee cups and hope to improve the sandwich packaging by the end of the year.

#### Criteria 3 - Supporting Evidence

The 4 SKUs are for Convenience Retail as well as the Packaging Guideline procedure that was created for purchasing Merchandise products. However it is worth noting that we do have difficulty finding food packaging that is made from recycled materials that satisfies food health and safety requirements for our customers.

For Lubricants STRAPS are 100% recycled, however it is well known that plastic lubricant oil containers are an environmental and safety hazard due to residual oil contamination. There is limitation with finding a supplier who provides recycled materials, it being a cost effective alternative as well as a lot of our SKUs we import and are branded Mobil, making this difficult to increase the recycled content of plastic. However, majority of the secondary and tertiary packaging for our Lubricant products i.e. cardboard boxes and wraps are made from recycled materials.

#### Criteria 4 - Supporting Evidence

For Convenience Retail in 2022 we continued our partnership with the not-for-profit organisation Western Australia Return Recycle Renew Limited (WARRRL) to implement a trial at six of our Ampol retail locations in Perth through their Containers for Change program. The program allows for customers to dispose of recyclable drink containers with a 10c reimbursement mark on them in labelled bins we have set up in our forecourts, with all funds from the 10c reimbursements being donated to The Sebastian Foundation. The program has helped avoid over 12,000 containers from ending up in landfill.

For Lubricants they have been partnering with Visy for 5 years to recycle soft plastic secondary and tertiary packaging at the facility in Lytton Queensland.

#### Criteria 5 - Supporting Evidence

223 of our plastic SKUs are oil containers from our Lubricants business, which have the Plastic Identification Code (i.e. the recycling symbol/Mobius loop with a number inside it). Some of these are imported and branded Mobil, and plastic lubricant oil containers are problematic as they are an environmental and safety hazard and cannot be recycled through kerbside collection systems due to residual oil contamination.

For our Convenience Retail business, 3 of our Foodary Milk containers and the MetroGo brown paper carry bag have ARL logos. Bread tags have the recycling symbol on them.

#### Criteria 6 - Supporting Evidence

For our Convenience Retail locations we only have paper recycling bins, this is due to the complexity with the locations being a fuel site, which have elements of health and safety considerations that need to be adhered to. In conjunction with this, there is also space considerations in the forecourts for customer

refuelling and council restrictions due to bin collections, which make putting additional bins in these locations tricky.

We do however have printer cartridge recycling, rigid plastics and glass recycling at our office locations. For Lubricants we have for 5 years been undertaking soft plastic recycling for the plastic secondary and tertiary packaging our products come in partnership with Visy who do the recycling.